



ImageTrend Elite Clinical Release Notes

5August19

The AMGH ImageTrend Support Team has released an update to the Elite System.

All iPads will need be connected to the internet and a Sync of All Resources (Settings/Sync All Resources) will have to be completed to receive the update.

For support please utilize the AMGH ImageTrend Support Site.

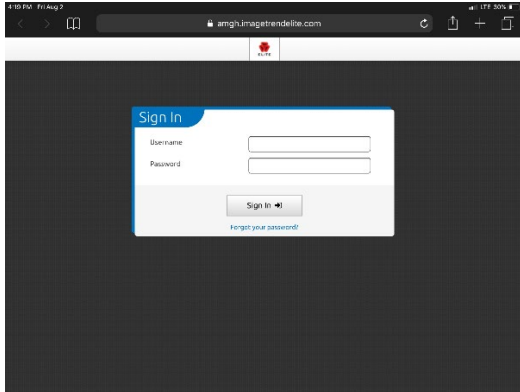
<https://amgh.kayako.com>

Important Reminders

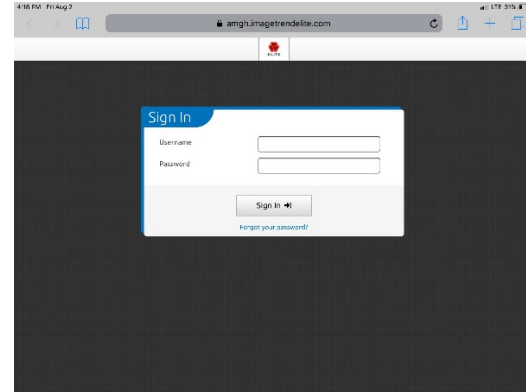
1. **Do not use Private Mode in Safari on the iPad.** Private Mode doesn't allow Safari to save data. Once the browser is closed Safari will delete the web history and data. **There have been reports of crewmembers losing entire charts because of this.**

Please see the examples below to ensure you are not in private browsing mode:

Dark Bar at top (Private Mode)

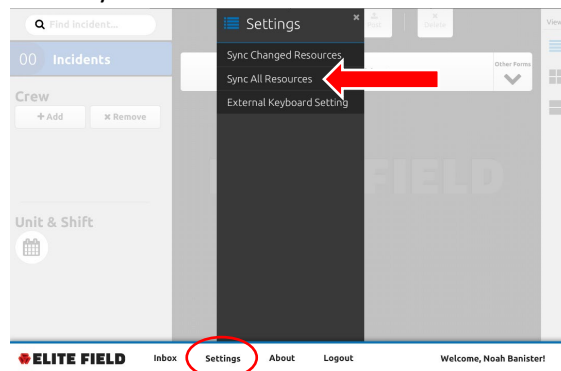


Light Gray Bar at top (Normal Mode)



To turn off Private Mode: Open Safari, then tap . Tap Private, then tap Done. (Private should not be highlighted)

2. **At the beginning of each shift a Sync of All Resources (Settings/Sync All Resources) must be completed.** Not all changes and updates are downloaded when you sign in. This must be done so that Elite functions correctly each shift.



3. **Do not list yourself as "Other, Health Care Provider" or "Other, Pre-Hospital Personnel" if you are not in the crew line-up.** Both crew lineup and signatures must have both crewmember names listed on the chart. This is required for compliance, billing and reporting to your State EMS office. If you are not listed in the crew line-up at shift change submit an AMGH ImageTrend Support ticket. Remember you don't have to have two crewmembers in the line-up to start a chart but you do have to have two crewmembers to finish.

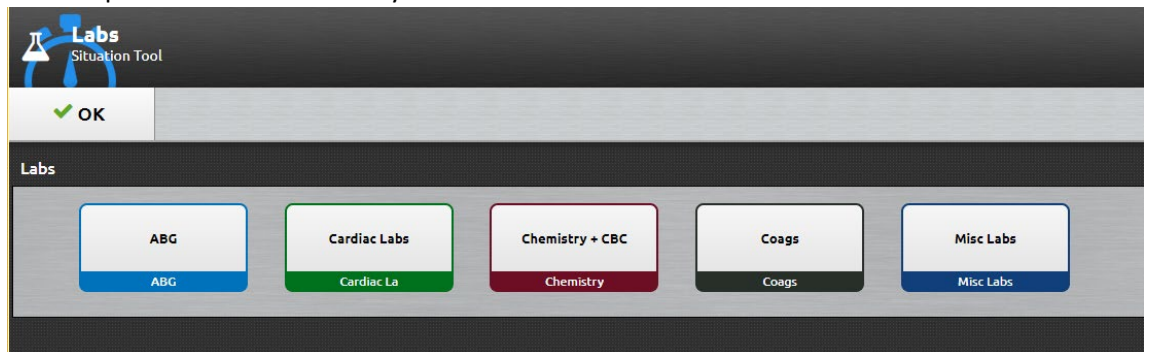
Template Changes

1. Prior to Arrival is now available for all LAB Power Tools

A screenshot of a control panel titled "Prior To Arrival". It features a dropdown menu with "Yes" selected, a date field showing "9/28/2018", and a time field showing "17:52". There is also a circular refresh icon on the right.

2. Updated LAB Power Tools.

- a. Individual Chemistry and Hematology PowerTools have been removed because they were duplicated in the Chemistry + CBC Power Tool.



- b. New values in have been added in the Chemistry + CBC PowerTool (White Count Differential)

A screenshot of a form section titled "White Count Differential". It contains five input fields, each with a colored border: "Band or Stab Neutrophils" (purple), "Eosinophil" (orange), "Basophil" (teal), "Monocytes" (blue), and "Lymphocytes" (green).

- 3. Ventilator Power Tool (Settings) has been updated to properly report procedure to NEMESIS and allow specific CQI category for Ventilator Management.
 - a. Top section (Procedure) / Bottom section (Settings)



- 4. Ventilator Monitoring Power Tool has been updated to allow decimal values for Minute Volume.

